



Lea County 2021 NONPROFITS



COUNTY POPULATION 71,070

Age: 19 and under	33.7%
Age: 20-24	6.6%
Age: 25-64	48.8%
Age 65 and up	10.8%

Poverty 16.4%



NONPROFIT CATEGORY DEFINITIONS:

1) ANIMAL-RELATED AND ENVIRONMENTAL

Animal-Related (D)
Environmental Quality, Protection & Beautification (C)

2) RELIGIOUS, SPORTS AND RECREATION, MUTUAL AND MEMBERSHIP BENEFIT

Religion-Related (X)
Recreation Sports (N)
Mutual & Membership Benefit (Y)

3) COMMUNITY DEVELOPMENT

(Including Economic Development and Service Clubs) & Ag
Community Improvement & Capacity Building (S)
Food, Agriculture & Nutrition (K)

4) DIRECT SERVICE (Including Education & Healthcare)

Education (B)
Health Care (E)
Mental Health & Crisis Intervention (F)
Crime & Legal-Related (I)
Employment (J)
Housing & Shelter (L)

5) INFRASTRUCTURE SERVICES

Public & Societal Benefit (W)
Public Safety, Disaster Preparedness & Relief (M)

6) ARTS, CULTURE, HUMANITIES, MEDICAL AND SCIENCE

Arts, Culture & Humanities (A)
Diseases, Disorders & Medical Disciplines (G)
Science & Technology (U)
Medical Research (H)
Social Science (V)

7) OTHER

International, Foreign Affairs & National Security (Q)
Civil Rights, Social Action & Advocacy (R)
Unknown (Z)

8) FOUNDATION

Philanthropy, Voluntarism & Grant-making Foundations (T)



NONPROFITS ADAPT AND DELIVER

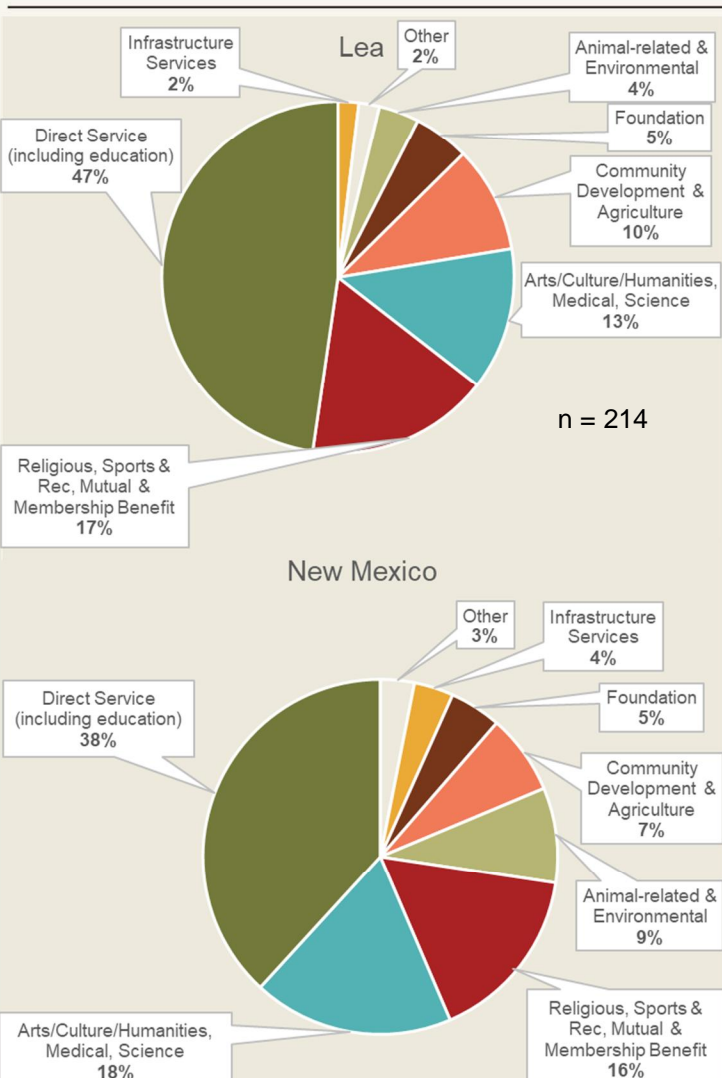
“The COVID-19 pandemic resurfaced an undeniable truth: charitable nonprofits and governments are natural partners, serving the same constituents in the same communities. The challenges of one are the challenges of all. Partnerships between the sectors allow for leveraging of resources, relationships, and strengths to serve communities even better.”

National Council of Nonprofits

10,921 New Mexico nonprofits generate **\$3.22 billion** in economic output and employ **1 in 13 people** in the private workforce.

When the pandemic hit New Mexico, nonprofits responded without hesitation. Despite loss of revenue and volunteers, nonprofits adapted and delivered. They provided food, emergency shelter and other critical services.

Charitable nonprofits contribute to community vitality and well-being. Nonprofits are employers and economic engines. **Resilient communities need resilient nonprofit organizations.**



-Nonprofit Data, New Mexico IRS Form 990 Annual Extract Data, October 2021
-Demographics, Poverty, Employment, Health Insurance: U.S. Census - American Community Survey 2019
-Economic Impact: bber.unm.edu/media/publications/NMAG_Economic_Impact_Report_2020_Final.pdf